Ovarian Cancer

This is not a consent form or a legal document. Design & Illustration: Mark Wickham ©UCD-GOG
Anatomical structures are illustrated schematically and may not reflect precise size, shape, or location.

PROCEDURES

- **SURGERY -** removal of:
- Uterus (hysterectomy) tubes and ovaries
- Omentum (layer of fatty tissue resting on intra-abdominal organs)
- Parts of the large and or small bowel and appendix
- Spleen
- Gallbladder /portion of the liver
- Portion of the bladder or ureter
- Lymph nodes
- Internal lining of the abdomen (peritoneum)
- Diversion of bowel via stoma (bowel bag)
- **HIPEC** (Hyperthermic Intraperitoneal Chemotherapy)
- **CHEMOTHERAPY** targeted treatment and maintenance treatment

SURGICAL COMPLICATIONS

- Bleeding
- Infection- wound / chest/ pelvis/ urine
- Damage to bladder/ bowel/ureters/nerves / blood vessels
- Secondary procedure to manage complication
- Bowel leak
- Blood clot
- Difficulty in passing urine or stools
- Swollen or painful legs – lymphoedema
- Menopause symptoms (i.e. hot flashes)
- Lymphocele (lymphatic fluid)
- Hernia at surgical site

COMMON TREATMENT SIDE-EFFECTS

- Bleeding / infection
- Diarrhoea / incontinence / constipation
- Fatigue and mood changes
- Menopause symptoms (i.e. hot flashes)
- Sexual dysfunction (i.e. vaginal dryness, painful intercourse)
- Hair loss
- Abnormal connection between bowel or bladder and vagina (fistula)
- Neuropathy (numbness of hands and feet)

PATIENT NUMBER STICKER HERE

STAGE _____

GRADE _____

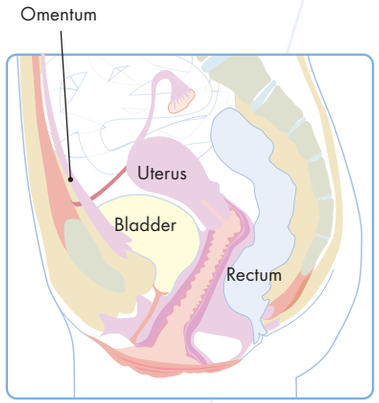

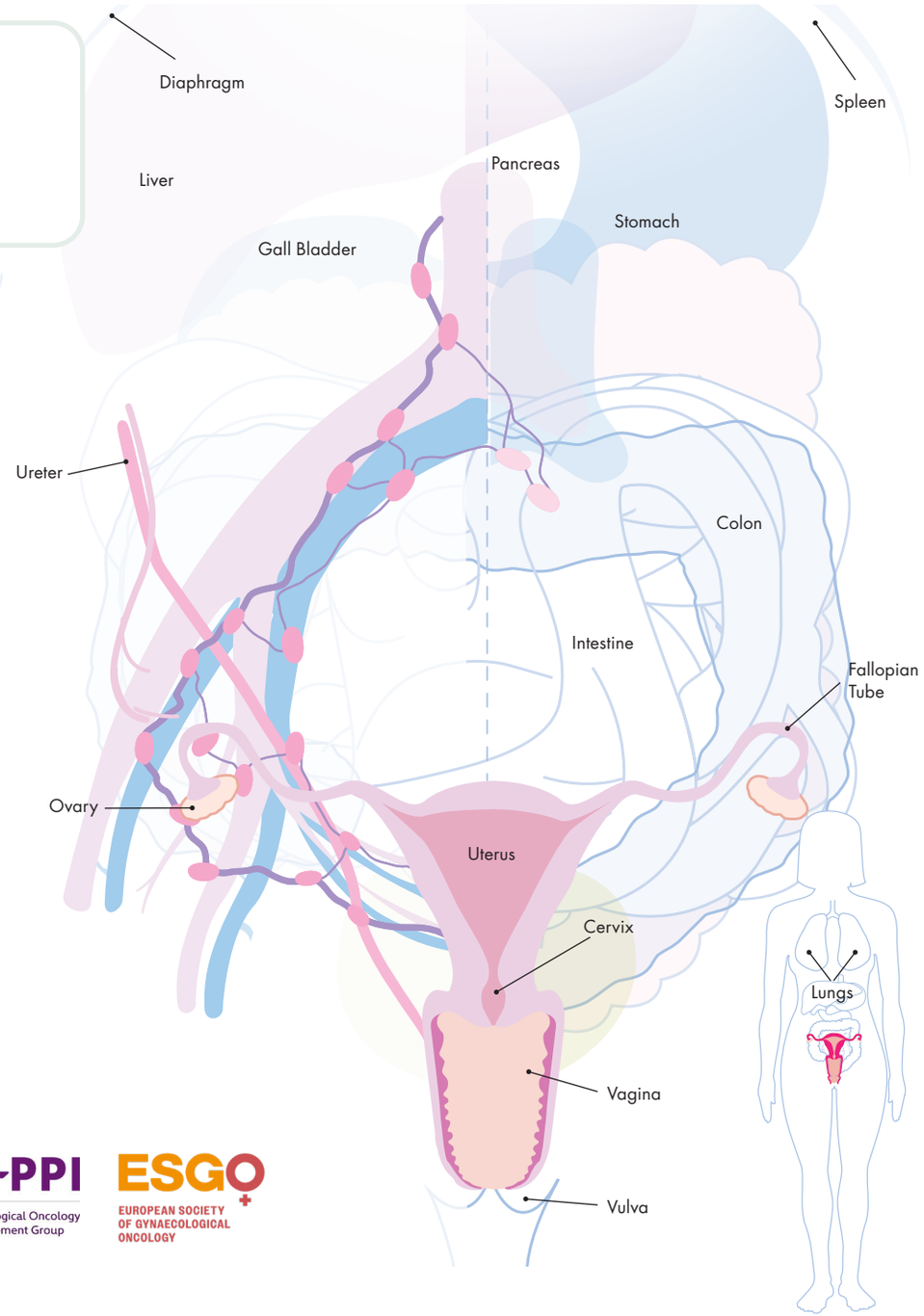

ENGAGeO
EUROPEAN NETWORK OF GYNAECOLOGICAL CANCER ADVOCACY GROUPS

ISGO-PPI
Irish Society of Gynaecological Oncology Public and Patient Involvement Group

ESGO
EUROPEAN SOCIETY OF GYNAECOLOGICAL ONCOLOGY

Uterine Cancer

This is not a consent form or a legal document. Design & Illustration: Mark Wickham ©UCD-GOG
Anatomical structures are illustrated schematically and may not reflect precise size, shape, or location.

STAGE _____

GRADE _____

PATIENT NUMBER STICKER HERE

PROCEDURES

- Hysteroscopy + biopsy + hormonal intrauterine device (coil)
- **CHEMOTHERAPY**
- **SURGERY -** removal of:
- Uterus (hysterectomy (open/keyhole))
- Tubes and/or ovaries
- Lymph nodes (sentinel / full)
- Omentum (layer of fatty tissue resting on intra-abdominal organs)
- Biopsies any suspicious area in the abdomen
- **RADIOTHERAPY** external and/or internal (brachytherapy)

SURGICAL COMPLICATIONS

- Bleeding
- Infection- wound/chest/ pelvis/urine
- Damage to bladder/ bowel/ureters/ nerves/blood vessels
- Secondary procedure to manage complication
- Blood clot
- Difficulty in passing urine or stools
- Swollen or painful legs – lymphoedema
- Menopause symptoms (i.e. hot flashes)
- Lymphocele (lymphatic fluid)
- Hernia at surgical site

COMMON TREATMENT SIDE-EFFECTS

- Bleeding / infection
- Inflammation of the bladder, bowel or skin
- Diarrhoea/incontinence / constipation
- Fatigue and mood changes
- Menopause symptoms (i.e. hot flashes)
- Sexual dysfunction (i.e. vaginal dryness, painful intercourse)
- Hair loss
- Swollen or painful legs – lymphoedema
- Abnormal connection between bowel or bladder and vagina (fistula)
- Neuropathy (numbness of hands and feet)

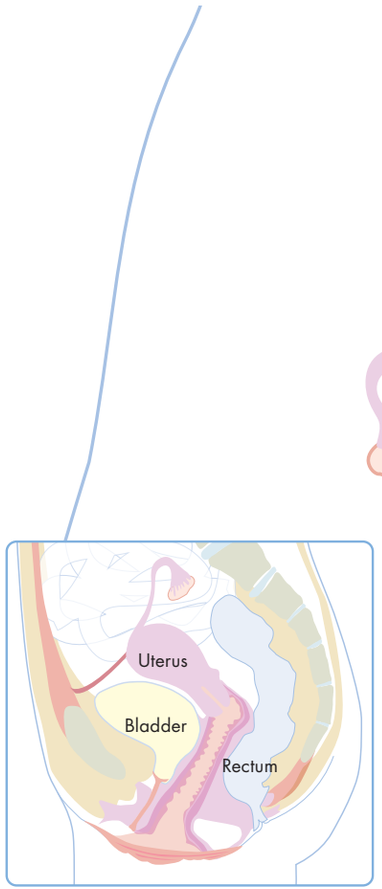

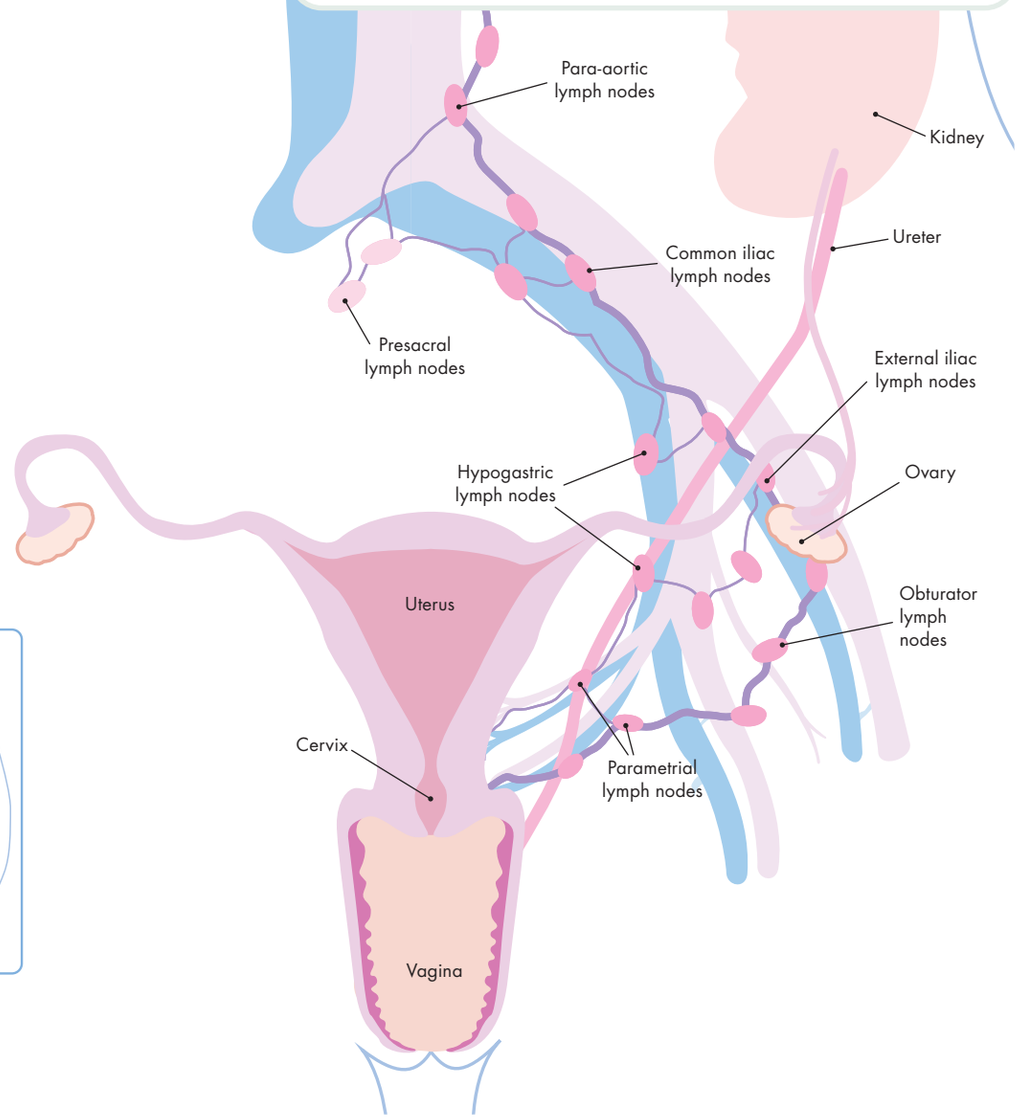

ENGAGeO
EUROPEAN NETWORK OF GYNAECOLOGICAL CANCER ADVOCACY GROUPS

ISGO-PPI
Irish Society of Gynaecological Oncology Public and Patient Involvement Group

ESGO
EUROPEAN SOCIETY OF GYNAECOLOGICAL ONCOLOGY

Cervical Cancer

This is not a consent form or a legal document. Design & Illustration: Mark Wickham ©UCD-GOG
Anatomical structures are illustrated schematically and may not reflect precise size, shape, or location.

PROCEDURES

- **CHEMOTHERAPY**
- **SURGERY -** removal of:
- Cervix (cone biopsy / trachelectomy)
- Uterus (hysterectomy (open/keyhole))
- Moving or removing ovaries / tubes
- Lymph nodes (sentinel / full)
- Insertion of stents to protect ureters
- Diversion of bowel via stoma (bowel bag)
- **RADIOTHERAPY** external and/or internal (brachytherapy)

SURGICAL COMPLICATIONS

- Bleeding
- Infection - wound/chest/pelvis/urine
- Damage to bladder/bowel/ureters/nerves/blood vessels
- Secondary procedure to manage complication
- Blood clot
- Difficulty in passing urine or stools
- Swollen or painful legs – lymphoedema
- Menopause symptoms (i.e. hot flashes)
- Lymphocele (lymphatic fluid)
- Hernia at surgical site

COMMON TREATMENT SIDE-EFFECTS

- Bleeding / infection
- Inflammation of the bladder, bowel or skin
- Diarrhoea/ incontinence / constipation
- Fatigue and mood changes
- Menopause symptoms (i.e. hot flashes)
- Sexual dysfunction (i.e. vaginal dryness, painful intercourse)
- Hair loss
- Swollen or painful legs – lymphoedema
- Abnormal connection between bowel or bladder and vagina (fistula)

PATIENT NUMBER STICKER HERE

STAGE _____

GRADE _____

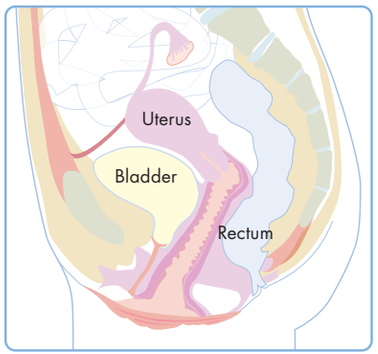

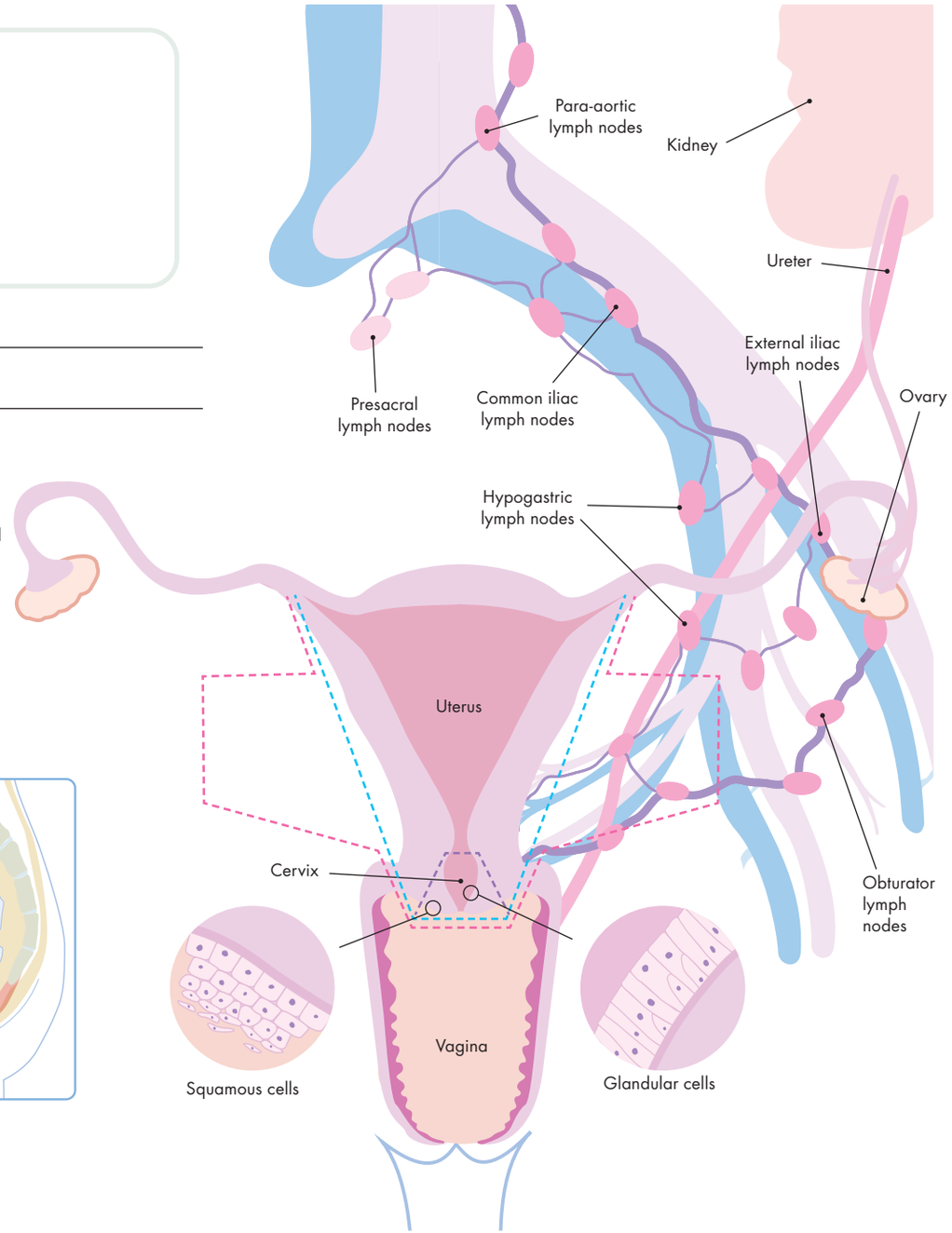

ENGAGeO
EUROPEAN NETWORK OF GYNAECOLOGICAL CANCER ADVOCACY GROUPS

ISGO-PPI
Irish Society of Gynaecological Oncology Public and Patient Involvement Group

ESGO
EUROPEAN SOCIETY OF GYNAECOLOGICAL ONCOLOGY

Vaginal Cancer

This is not a consent form or a legal document. Design & Illustration: Mark Wickham ©UCD-GOG
Anatomical structures are illustrated schematically and may not reflect precise size, shape, or location.

STAGE _____

GRADE _____

PATIENT NUMBER STICKER HERE

PROCEDURES

- **CHEMOTHERAPY**
- **SURGERY -** removal of:
- Local vagina (partial or total)
- Lymph nodes in groin and or pelvis
- Reconstructive plastic surgery
- Diversion of bowel via stoma (bowel bag)
- **RADIOTHERAPY** external and/or internal (brachytherapy)

SURGICAL COMPLICATIONS

- Bleeding
- Infection- wound/chest/pelvis/urine
- Damage to bladder/bowel/ureters/nerves/blood vessels
- Secondary procedure to manage complication
- Blood clot
- Swollen or painful legs – lymphoedema
- Lymphocyst

COMMON TREATMENT SIDE-EFFECTS

- Bleeding / infection
- Inflammation of the bladder, bowel or skin
- Diarrhoea/ incontinence / constipation
- Fatigue and mood changes
- Menopause symptoms (i.e. hot flashes)
- Sexual dysfunction (vaginal dryness, narrowing/ shortening, painful sex)
- Hair loss
- Swollen or painful legs – lymphoedema
- Abnormal connection between bowel or bladder and vagina (fistula)
- Neuropathy (numbness of hands and feet)

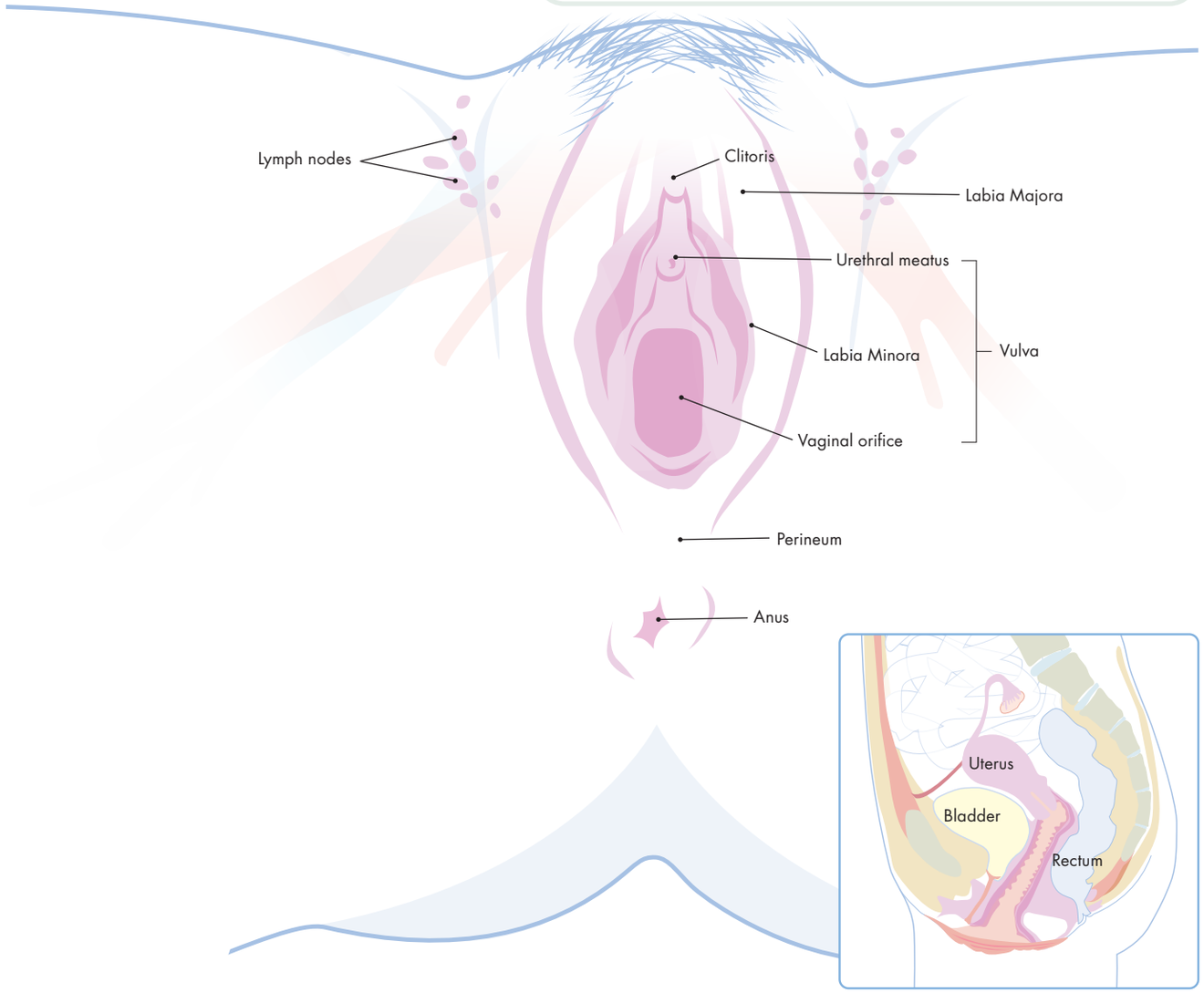

ENGAGeO
EUROPEAN NETWORK OF GYNAECOLOGICAL CANCER ADVOCACY GROUPS

ISGO-PPI
Irish Society of Gynaecological Oncology Public and Patient Involvement Group

ESGO
EUROPEAN SOCIETY OF GYNAECOLOGICAL ONCOLOGY

Vulval Cancer

This is not a consent form or a legal document. Design & Illustration: Mark Wickham ©UCD-GOG
Anatomical structures are illustrated schematically and may not reflect precise size, shape, or location.

PATIENT NUMBER STICKER HERE

STAGE _____

GRADE _____

PROCEDURES

- **CHEMOTHERAPY**
- **SURGERY -** removal of:
- Vulva (partial or total)
- Lymph nodes in groin and or pelvis
- Reconstructive plastic surgery
- Diversion of bowel via stoma (bowel bag)
- **RADIOTHERAPY** external and/or internal (brachytherapy)

SURGICAL COMPLICATIONS

- Bleeding
- Infection- wound/chest/pelvis/urine
- Damage to bladder/bowel/ureters/nerves/blood vessels
- Secondary procedure to manage complication
- Blood clot
- Swollen or painful legs – lymphoedema
- Lymphocyst
- Loss of skin sensation (numbness)
- Seroma (build-up of fluid where tissue removed)

COMMON TREATMENT SIDE-EFFECTS

- Bleeding / infection
- Inflammation of the bladder, bowel or skin
- Diarrhoea/ incontinence / constipation
- Fatigue and mood changes
- Menopause symptoms (i.e. hot flashes)
- Sexual dysfunction (vaginal dryness, narrowing/ shortening, painful intercourse)
- Hair loss
- Swollen or painful legs – lymphoedema
- Abnormal connection between bowel or bladder and vagina (fistula)
- Neuropathy (numbness of hands and feet)

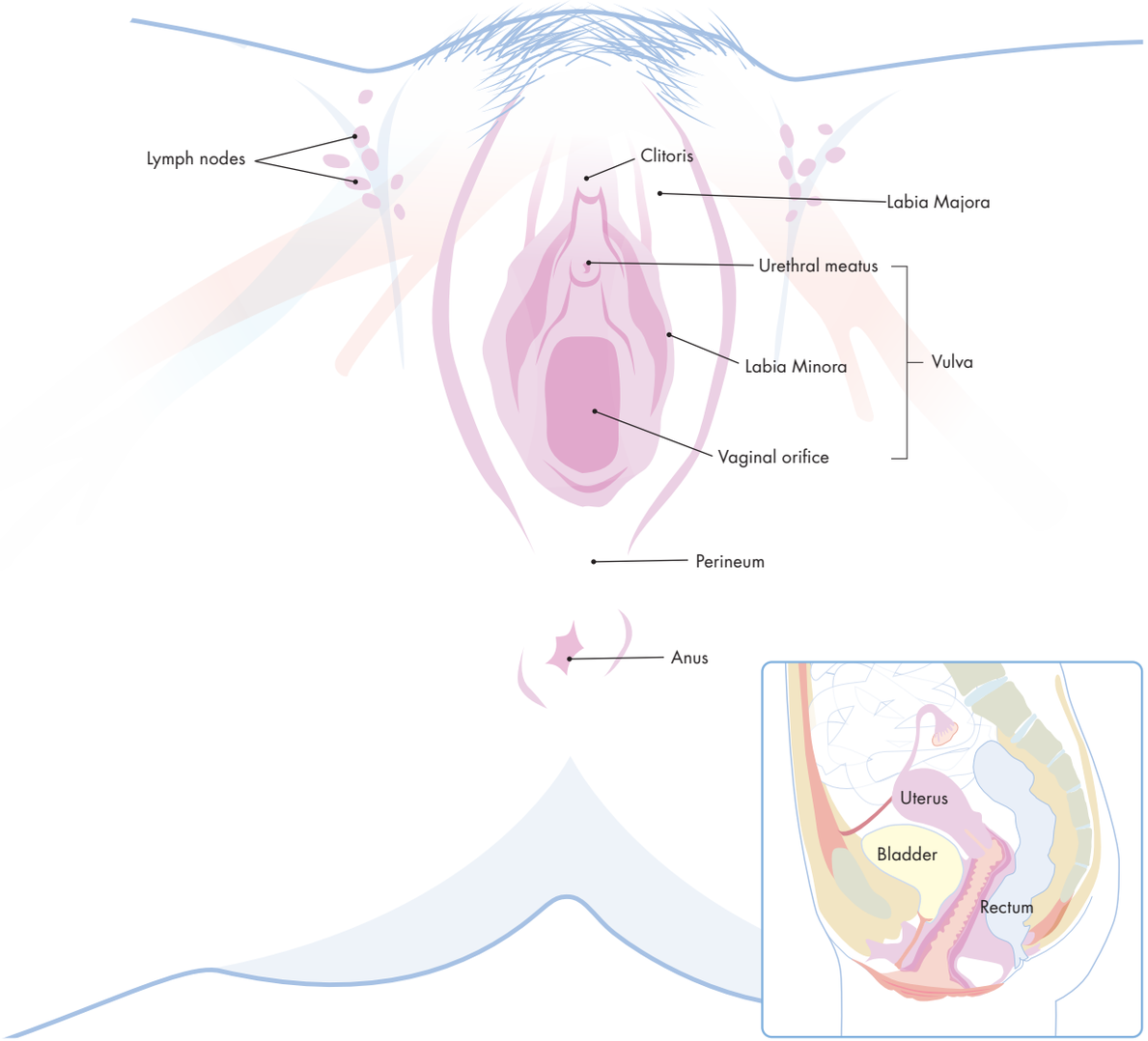

ENGAGeO
EUROPEAN NETWORK OF GYNAECOLOGICAL CANCER ADVOCACY GROUPS

ISGO-PPI
Irish Society of Gynaecological Oncology Public and Patient Involvement Group

ESGO
EUROPEAN SOCIETY OF GYNAECOLOGICAL ONCOLOGY